

**LOT: 013-022**

 Sample ID: BIA240920S0002  
 Strain: PIFF

 Produced:  
 Collected:  
 Received: 09/20/2024  
 Completed: 09/26/2024  
 Batch#:

 Client  
**Dedicated**

 Matrix: Plant  
 Type: Flower - Cured  
 Sample Size: 8.61 g  
 Lot#:

**Summary**

Test	Date Tested	Result
Sample		Complete
Cannabinoids	09/23/2024	Complete
Moisture	09/20/2024	10.60% - Complete
Water Activity	09/20/2024	0.526 aw - Complete
Terpenes	09/23/2024	Complete
Microbials	09/26/2024	Complete
Pesticides	09/24/2024	Complete

**Cannabinoids**

Completed

<b>23.80%</b> Total THC	<b>0.07%</b> Total CBD	<b>27.78%</b> Total Cannabinoids
----------------------------	---------------------------	-------------------------------------

Analyte	LOQ	Results	Results	Mass
	mg/g	%	mg/g	mg/serving
CBDVa	0.0005	<LOQ	<LOQ	
CBDV	0.0012	<LOQ	<LOQ	
CBDa	0.0008	0.08	0.8	
CBGa	0.0008	0.58	5.8	
CBG	0.0019	0.11	1.1	
CBD	0.0019	<LOQ	<LOQ	
THCV	0.0021	<LOQ	<LOQ	
CBN	0.0013	<LOQ	<LOQ	
Δ9-THC	0.0020	1.54	15.4	
Δ8-THC	0.0019	<LOQ	<LOQ	
Δ10-THC	0.0002	0.05	0.5	
CBC	0.0024	0.05	0.5	
THCa	0.0034	25.37	253.7	
<b>Total THC</b>		<b>23.80</b>	<b>237.96</b>	
<b>Total CBD</b>		<b>0.07</b>	<b>0.71</b>	
<b>Total</b>		<b>27.78</b>	<b>277.84</b>	<b>0.00</b>

Analyst: 052

Cannabinoids Methodology: High Performance Liquid Chromatography (HPLC) using PerkinElmer FLEXAR™ with Photo Diode Array Detector (PDA)

Total CBD and total THC are calculated values, to account for assumed decarboxylation from the acid form (THCA or CBDA) to the neutral form, causing weight loss of the acid group. These values are calculated as follows:

$$\text{Total THC} = (\text{THCA} \times 0.877) + \Delta 9\text{-THC}$$

$$\text{Total CBD} = (\text{CBDA} \times 0.877) + \text{CBD Reagent}$$

Blanks: &lt; LOQs for all analytes

LOQ = The lowest quantity that this method can reliably detect. Any cannabinoid that was not detected is assumed to be less than the stated LOQ (&lt;LOQ).

All results reflect dry weight of material, based on % moisture of the sample.

Measurement of Uncertainty (MU): the parameter, associated with the result of a measurement, that characterizes the dispersion of the values that could reasonably be attributed to the particular quantity subject to measurement. Δ9-THC MU = ±0.005% Total THC MU = ±0.007%

All other cannabinoid MU values are available upon request.

All moisture analysis is determined by loss-on-drying measurement using OHAUS Model MB90 Moisture Content Readers.




 Luke Emerson-Mason  
 Laboratory Director  
 09/26/2024

 Confident LIMS  
 All Rights Reserved  
[coa.support@confidentlims.com](mailto:coa.support@confidentlims.com)  
 (866) 506-5866  
[www.confidentlims.com](http://www.confidentlims.com)


**LOT: 013-022**

 Sample ID: BIA24092050002  
 Strain: PIFF

 Produced:  
 Collected:  
 Received: 09/20/2024  
 Completed: 09/26/2024  
 Batch#:

 Client  
 Dedicated

 Matrix: Plant  
 Type: Flower - Cured  
 Sample Size: 8.61 g  
 Lot#:

**Terpenes**
**Completed**

Analyte	LOQ	Results	Results
	mg/g	mg/g	%
Terpinolene	0.010	10.299	1.030
β-Myrcene	0.010	8.203	0.820
β-Caryophyllene	0.010	4.939	0.494
Ocimene	0.010	3.761	0.376
β-Pinene	0.010	3.080	0.308
Limonene	0.010	3.046	0.305
α-Pinene	0.010	1.866	0.187
3-Carene	0.010	1.631	0.163
α-Humulene	0.010	1.400	0.140
Linalool	0.010	0.919	0.092
α-Terpinene	0.010	0.577	0.058
γ-Terpinene	0.010	0.481	0.048
Guaiol	0.010	0.200	0.020
Eucalyptol	0.010	0.187	0.019
α-Bisabolol	0.010	0.185	0.018
Camphene	0.010	0.128	0.013
Geraniol	0.010	0.031	0.003
Caryophyllene Oxide	0.010	0.031	0.003
cis-Nerolidol	0.010	<LOQ	<LOQ
Isopulegol	0.010	<LOQ	<LOQ
p-Cymene	0.010	<LOQ	<LOQ
trans-Nerolidol	0.010	<LOQ	<LOQ
<b>Total</b>		<b>40.964</b>	<b>4.096</b>

**Primary Aromas**


Analyst: 045

LOQ = The lowest quantity this method can reliably detect. Any terpene that was not detected is assumed to be less than the stated LOQ (&lt;LOQ).

Terpene Methodology: Headspace Sampler, Gas Chromatography-Mass Spectrometry (GC-MS), using Perkin Elmer Clarus® SQ8 GC MS

Reagent Blanks: &lt; LOQs for all analytes

All results reflect dry weight of material, based on % moisture of the sample.

All moisture analysis is determined by loss-on-drying measurement using OHAUS Model MB90 Moisture Content Readers.




 Luke Emerson-Mason  
 Laboratory Director  
 09/26/2024

 Confident LIMS  
 All Rights Reserved  
[coa.support@confidentlims.com](mailto:coa.support@confidentlims.com)  
 (866) 506-5866  
[www.confidentlims.com](http://www.confidentlims.com)


**LOT: 013-022**

 Sample ID: BIA240920S0002  
 Strain: PIFF

 Produced:  
 Collected:  
 Received: 09/20/2024  
 Completed: 09/26/2024  
 Batch#:

 Client  
**Dedicated**

 Matrix: Plant  
 Type: Flower - Cured  
 Sample Size: 8.61 g  
 Lot#:

**Pesticides**
**Completed**

Category 1 Pesticides	LOQ	Results
	PPM	PPM
Chlorpyrifos	0.0010	<LOQ
Imazalil	0.0010	<LOQ
Category 2 Pesticides	LOQ	Results
	PPM	PPM
Abamectin	0.0100	<LOQ
Acephate	0.0010	<LOQ
Acequinocyl	0.0010	<LOQ
Azoxystrobin	0.0010	<LOQ
Bifenazate	0.0010	<LOQ
Bifenthrin	0.0010	<LOQ
Carbaryl	0.0010	<LOQ
Cypermethrin	0.0100	<LOQ
Etoxazole	0.0010	<LOQ
Imidacloprid	0.0010	<LOQ
Myclobutanil	0.0010	<LOQ
Spinosyn A	0.0010	<LOQ
Spinosyn D	0.0010	<LOQ

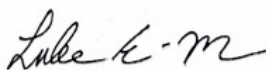
Analyst: 056

Pesticides Methodology: Liquid Chromatography with Tandem Mass Spectrometry using PerkinElme QSign® LX50 UHPLC and QSign 220 Mass Spectrometer

LOQ = The lowest quantity this method can reliably detect. Any pesticide or mycotoxins that was not detected is assumed to be less than the stated LOQ (&lt;LOQ).

ppm = parts per million

All moisture analysis is determined by loss-on-drying measurement using OHAUS Model MB90 Moisture Content Readers.

 Luke Emerson-Mason  
 Laboratory Director  
 09/26/2024

 Confident LIMS  
 All Rights Reserved  
[coa.support@confidentlims.com](mailto:coa.support@confidentlims.com)  
 (866) 506-5866  
[www.confidentlims.com](http://www.confidentlims.com)


**LOT: 013-022**

Sample ID: BIA240920S0002  
Strain: PIFF

Produced:  
Collected:  
Received: 09/20/2024  
Completed: 09/26/2024  
Batch#:

Client  
**Dedicated**

Matrix: Plant  
Type: Flower - Cured  
Sample Size: 8.61 g  
Lot#:

**Pathogens**

**Completed**

<b>Pathogens</b>	<b>LOD</b>	<b>Results</b>
Aspergillus	CFU/g 5	CFU/g Detected
Shiga Toxin E. Coli	5	Not Detected
Salmonella SPP	5	Not Detected

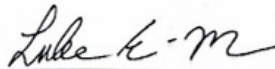
Analyst: 018

Test Methodology: Bio-Rad IQ-Check PCR Kits

cfu/g = colony forming units per gram

LOD = The lowest quantity that this method can reliably detect. Any microbial growth that was not detected is assumed to be less than the stated LOD (<LOD).

Reagent Blanks: <LOD for all analytes



Luke Emerson-Mason  
Laboratory Director  
09/26/2024

Confident LIMS  
All Rights Reserved  
[coa.support@confidentlims.com](mailto:coa.support@confidentlims.com)  
(866) 506-5866  
[www.confidentlims.com](http://www.confidentlims.com)



**LOT: 013-022**

Sample ID: BIA241003S0016  
Strain: PIFF

Produced:  
Collected:  
Received: 10/03/2024  
Completed: 10/10/2024  
Batch#:

Client  
**Dedicated**

Matrix: Plant  
Type: Flower - Cured  
Sample Size:  
Lot#:

**Pathogens**

Completed

Pathogens	LOD CFU/g	Results CFU/g
Aspergillus	5	Not Detected
Shiga Toxin E. Coli	5	NT
Salmonella SPP	5	NT

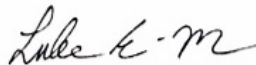
Analyst: 018

Test Methodology: Bio-Rad IQ-Check PCR Kits

cfu/g = colony forming units per gram

LOD = The lowest quantity that this method can reliably detect. Any microbial growth that was not detected is assumed to be less than the stated LOD (<LOD).

Reagent Blanks: <LOD for all analytes



Luke Emerson-Mason  
Laboratory Director  
10/10/2024

Confident LIMS  
All Rights Reserved  
[coa.support@confidentlims.com](mailto:coa.support@confidentlims.com)  
(866) 506-5866  
[www.confidentlims.com](http://www.confidentlims.com)

